



Comtech.

Crystal Grout - EP



Decorative epoxy tile grout



الشرق الأوسط لصناعة كيماويات البناء ذ م م
Middle East Bldg. Chemical Ind. LLC



About us:

Middle East Bldg. Chemical Ind. LLC are manufacturer for specialized construction chemical products based in Sharjah, UAE.

We produces a variety of products for concrete admixtures, crack injection system, concrete restoration, sealants , epoxy and polyurethane resins.

And a part of our advanced products is the new technology of decorative epoxy tile grout in dual cartridge "**Crystal Grout – EP**"

Crystal Grout – EP is a two component epoxy resin and hardener with high quality pigment and specialist additives, to be used as decorative tile grout with high performance properties of waterproofing and chemical resistance.

The two components are mixed together with a dual cartridge and mixing nozzle to give a smooth, non-slump paste grout of shiny colors.

Crystal Grout – EP is the perfect tile grout solution for all applications including commercial, retail, residential and industrial.



Coverage per cartridge							
Joint width Tiles Size	1MM	1.5MM	2MM	2.5MM	3MM	4MM	5MM
800*800mm	25.5m ² /pc	21.2m ² /pc	19.8m ² /pc	14.2m ² /pc	12.8m ² /pc	10m ² /pc	8m ² /pc
400*800mm	19m ² /pc	16.0m ² /pc	15m ² /pc	10.6m ² /pc	9.2m ² /pc	8.2m ² /pc	7m ² /pc
600*600mm	19m ² /pc	16.0m ² /pc	15m ² /pc	10.6m ² /pc	9.2m ² /pc	8m ² /pc	6.8m ² /pc
500*500mm	16m ² /pc	13.3m ² /pc	12.5m ² /pc	8.9m ² /pc	7.6m ² /pc	6.2m ² /pc	5m ² /pc
300*600mm	14.3m ² /pc	12.0m ² /pc	11.0m ² /pc	7.9m ² /pc	6.2m ² /pc	5.8m ² /pc	4.2m ² /pc
400*400mm	12.8m ² /pc	10.6m ² /pc	10.0m ² /pc	7.1m ² /pc	5.8m ² /pc	4.8m ² /pc	3.8m ² /pc
300*300mm	9.5m ² /pc	8.0m ² /pc	7.5m ² /pc	5.4m ² /pc	4.2m ² /pc	3.6m ² /pc	2.8m ² /pc
200*200mm	6.4m ² /pc	5.4m ² /pc	5.0m ² /pc	3.5m ² /pc	2.8m ² /pc	2.8m ² /pc	2m ² /pc
100*100mm	3.2m ² /pc	2.7m ² /pc	2.5m ² /pc	1.8m ² /pc	1.6m ² /pc	1.2m ² /pc	1m ² /pc
50*50mm	1.6m ² /pc	1.3m ² /pc	1.1m ² /pc	0.85m ² /pc	0.75m ² /pc	0.62m ² /pc	0.5m ² /pc





Method of use:




- Make sure that all surfaces are clean, dry and free from dust.
- Remove the cap and screw on the mixing nozzle.
- Cut the mixing nozzle at 45°.
- Load the dual cartridge into the dispensing gun.
- Start dispensing the two components through the mixing nozzle.
- Apply **Crys tal Grout - EP** into the tile joint ensuring the tile joint has been filled.
- Make the joint finishing using the pressing ball within 30 minutes, run through all tiles joints to ensure the materials has been pressed into the tile joint.
- Remove the residues after 3 hours using blade scraper.





Comtech.

الشرق الأوسط لصناعة كيماويات البناء ذ م م
Middle East Bldg. Chemical Ind. LLC



P.O. Box 47611, Sharjah, UAE
Tel. +971 6 544 18 73, Fax +971 6 544 1879
E-mail: info@comtechuae.com
www.comtechuae.com